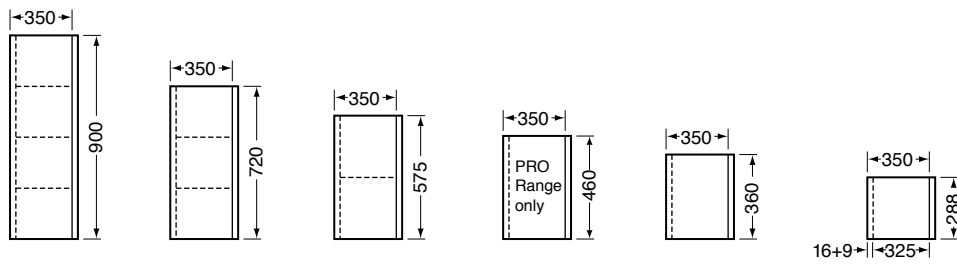


Unit Side Elevations

ILLUSTRATIONS NOT TO SCALE

Wall Units



Legrabox Drawer Profiles

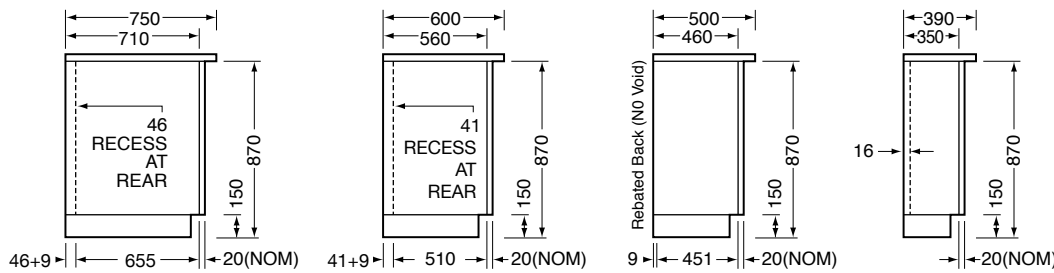
Drawer type N

Drawer side height: 66.5mm  
Nominal lengths: 500mm.

**Typical use:**  
Shallow drawer under oven housing



Base Units



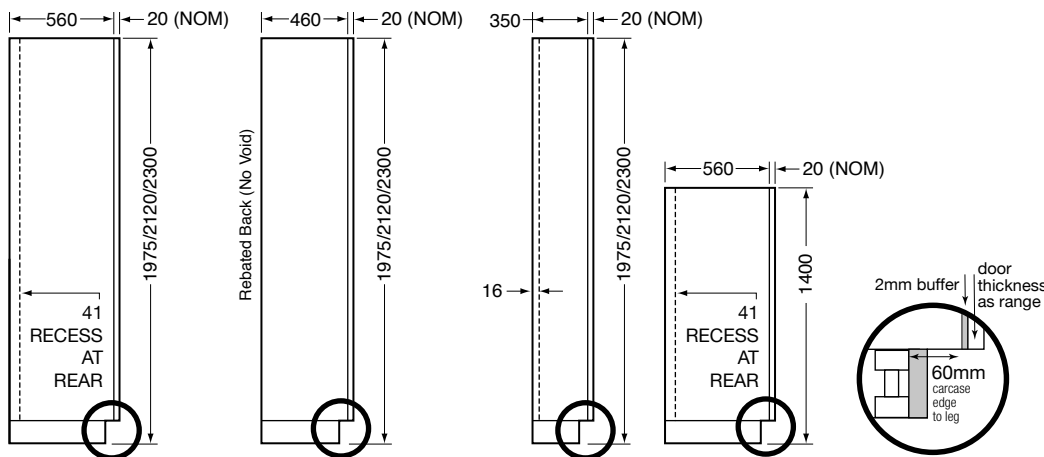
Drawer type M

Drawer side height: 90.5mm  
Nominal lengths: 270mm, 350mm, 450mm, 500mm, 650mm.

**Typical use:**  
Standard top drawer or internal drawer



Tall Units & Appliance Housings - 1975mm/2120mm/2300mm



Drawer type K

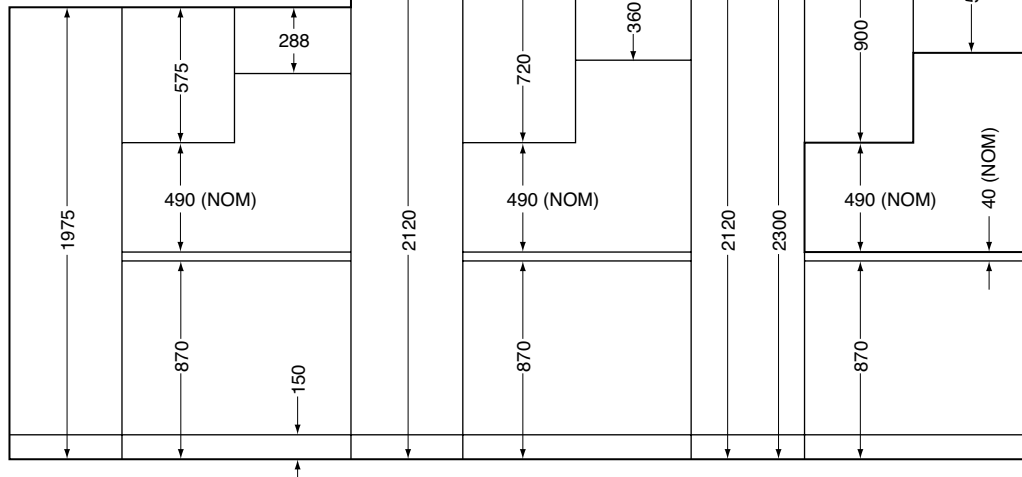
Drawer side height: 128.5mm  
Nominal lengths: 500mm.

**Typical use:**  
Medium pan drawer.



Unit Front Elevations

(Based on 40mm thick worktop)



Drawer type C

Drawer side height: 177mm  
Nominal lengths: 270mm, 350mm, 450mm, 500mm, 650mm.

**Typical use:**  
Deep pan drawer, internal pan drawer with front rail

